

Happy Birthday Snack Talks



Happy Birthday Snack Talks



Birthday Cupcakes

Ingredients:

- * Vanilla cupcake box mix
- * Frosting of choice
- * Rainbow sprinkles

1. Prepare the vanilla cupcake mix according to the box directions. When your batter is mixed, add 1/3 cup of rainbow sprinkles, and mix well.
2. Spoon cupcake batter into a prepared muffin tin.
3. Bake according to box mix directions.
4. After the cupcakes have cooled after baking, spread frosting on the top of the cupcakes. Then add rainbow sprinkles for a fun birthday treat!


Cake Batter Krispie Treats

Ingredients:

- * 4 tbsp. Butter
- * Rainbow sprinkles
- * 1 bag Mini Marshmallows
- * Dry Cake Mix (White, Yellow, or Funfetti)
- * 5 cups of Krispy Rice cereal

1. Melt butter in large saucepan on low heat.
2. Slowly add 4 cups of mini marshmallows, allowing them to melt slowly on low heat. Stir frequently until they are completely melted with no lumps.


3. Stir in 2/3 cup of dry cake mix, and remove from heat.
4. Add the rice krispies cereal and about half the container of rainbow sprinkles to the marshmallow mixture and stir gently until the cereal is completely coated.
5. Pour the mixture into a lightly greased 13 x 9 x 2 -inch baking pan. Use a spatula to gently press the mixture down evenly throughout the pan.
6. Top with remaining sprinkles and enjoy!




Books to Read Along:

Scaredy Squirrel Has a Birthday Party by Melanie Watt
The Birthday Box by Leslie Patricelli
Happy Birthday To You! by Dr. Seuss

(flip to backside for continued instructions)



Novi Public Library
Youth & Teen Services Department
248-349-0720
www.novilibrary.org
9/19 KI



Novi Public Library
Youth & Teen Services Department
248-349-0720
www.novilibrary.org
9/19 KI