




With **Hoopla**, Novi Public Library cardholders have instant access to digital comics, movies, eBooks, audiobooks and music that can be enjoyed on your computer, tablet, or phone – and even your TV!

Each cardholder has 6 checkouts each month.

Take these steps to set up your Hoopla account:

-Register for a Hoopla account by visiting www.hoopladigital.com, or by installing the free app from your device's app store (Apple App Store, Google Play and the Amazon App store)



-You will need to provide an e-mail address, create a password, and have your library account information ready.

Instantly borrow digital movies, music, eBooks and more, 24/7 with your library card.

GET STARTED TODAY

Signing up is free and easy

Your Info


Email

Confirm email

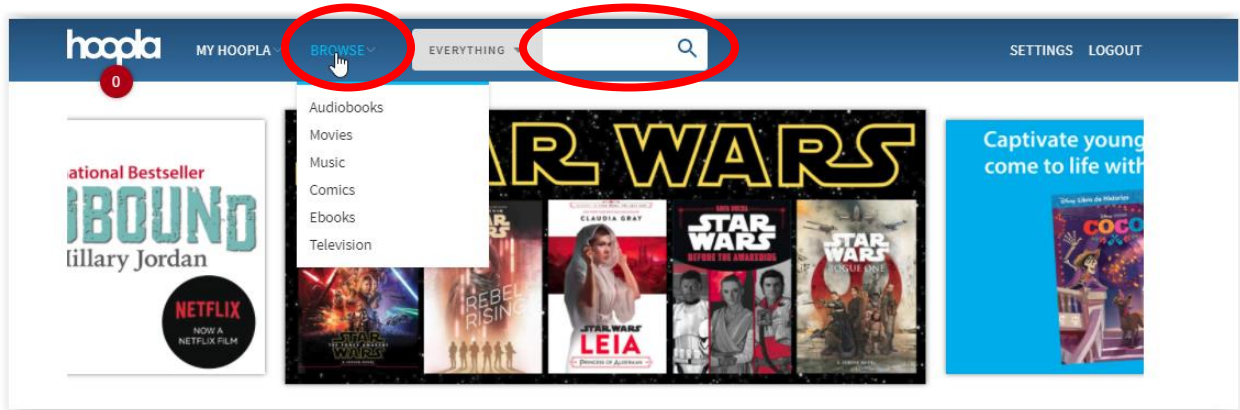
Password (8-40 characters)

Confirm password

Already have an account? Log in



-Browse titles on your computer or mobile device by clicking **Browse All** on the format (Music, Movies, Audiobooks, eBooks, Comics, and Television). You can also search for specific keywords/titles by using the **search box/magnifying glass** feature.



-To check out, click on the title and then click the **Borrow** button. Your borrowed titles can be played right after borrowing, and found under the **My Titles** menu for viewing/listening.

There are no holds, wait lists, or late fees for any of hoopla's content.

-Borrowed titles will be automatically returned when your lending period is over. Here is the lending period for most materials;

-Most movies and TV episodes are available for **72 hours (3 days)** from the time you borrow the title.

-Most music albums are available for **7 days** from the time you borrow the title.

-Most audiobooks, comics, and ebooks are available for **21 days** from the time you borrow the title.

If you need additional help, visit the help section on our mobile app, or click on the Help link found at the bottom of **www.hoopladigital.com**.

